



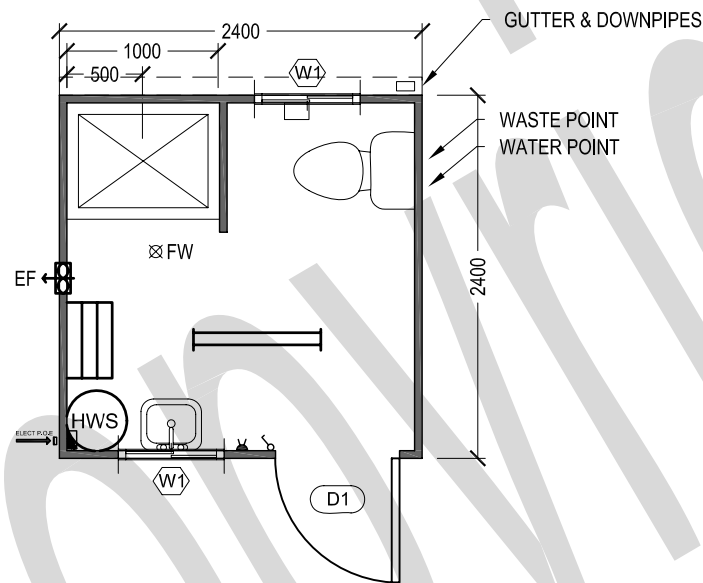


LEGEND

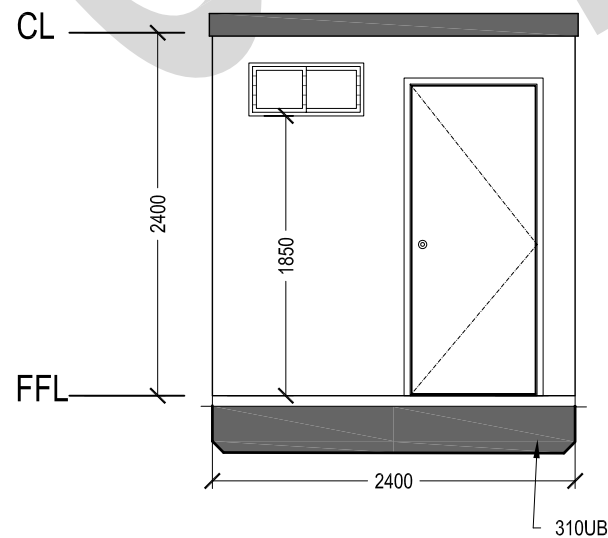
| MK | ITEM DESCRIPTION | QTY |
|---|-----------------------------|-----|
| D1 | 820 x 2040 EXTERNAL DOOR | 1 |
| W1 | 300h x 700w WINDOW | 2 |
|  | FLUORESCENT LIGHT - DIFF | 1 |
|  | CIRCUIT BREAKER BOARD (POA) | 1 |
|  | LIGHT SWITCH | 1 |
| ⊗FW | FLOOR WASTE | 1 |
|  | EF EXHAUST FAN | 1 |

GPO AND POWER

| MK | ITEM DESCRIPTION | QTY |
|---|-------------------------------|-----|
|  A | DOUBLE GPO - 10AMP - 1250 AFL | 1 |



FLOOR PLAN



ELEVATION



146 GILBA ROAD
GIRRAWEEEN
2145
TEL: 9636 4445
FAX: 9636 4454

CLIENT APPROVAL

SIGNATURE: _____

NAME: _____

DATE: _____

| No. | DESCRIPTION | DATE |
|-----|-------------|-----------|
| A | TEMPLATE | 1.09.2008 |
| | | |
| | | |
| | | |
| | | |

CLIENT:
MODULAR BUILDING SYSTEMS

© COPYRIGHT. THE INFORMATION IDEAS AND CONCEPTS CONTAINED IN THIS DOCUMENT ARE CONFIDENTIAL. THE RECIPIENT(S) OF THIS DOCUMENT IS/ARE PROHIBITED FROM DISCLOSING SUCH INFORMATION, IDEAS AND CONCEPTS TO ANY PERSON WITHOUT THE PRIOR WRITTEN CONSENT OF MODULAR BUILDING SYSTEMS Pty, Ltd
h:\design\mbs building catalogue\amenities\ablutions\mp-bt-ab-2424-01.dwg

| | |
|--------------------------------------|-------------------------------------|
| TITLE: 2.4 x 2.4 ABLUTIONS | |
| QUOTATION NUMBER: A | DRAWING NUMBER: MP-BT-AB-2424-01 |
| DATE: 1.09.08 | SHEET: 1 OF 1 REV: A |
| DRAWN BY: B.G | SCALE: 1:50 SHEET A3 |
| CHECKED BY: ARTH | |