




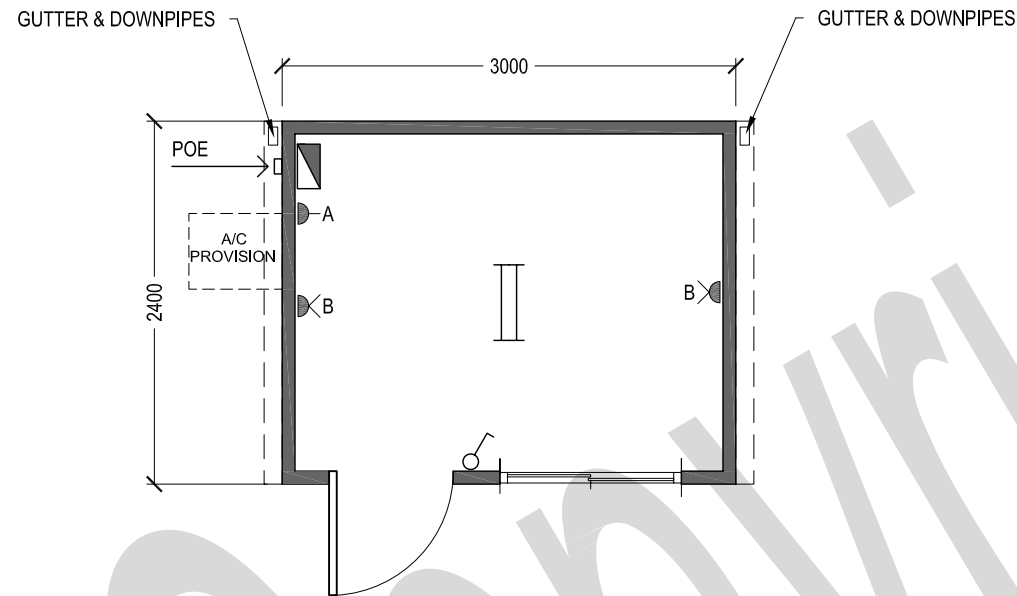


**LEGEND**

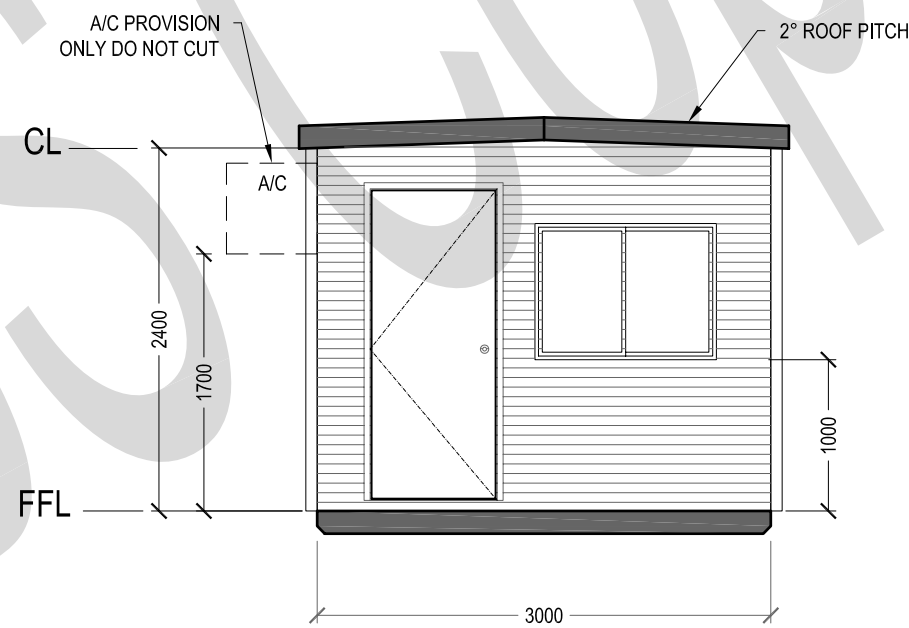
MK	ITEM DESCRIPTION	QTY
D1	820 x 2040 EXTERNAL DOOR	1
W1	900hx1180w WINDOW	1
	FLUORESCENT LIGHT - DIFF	1
	CIRCUIT BREAKER BOARD (POA)	1
	LIGHT SWITCH	1

**GPO AND POWER**

MK	ITEM DESCRIPTION	QTY
	SINGLE GPO - 10AMP - 1550AFL	1
	DOUBLE GPO - 10AMP - 300AFL	2



**FLOOR PLAN**



**ELEVATION**



146 GILBA ROAD  
GIRRAWEEEN  
2145  
TEL: 9636 4445  
FAX: 9636 4454

**CLIENT APPROVAL**

SIGNATURE: \_\_\_\_\_  
NAME: \_\_\_\_\_  
DATE: \_\_\_\_\_

No.	DESCRIPTION	DATE
A	TEMPLATE	01.10.2008

**CLIENT:**  
**MODULAR BUILDING SYSTEMS**

© COPYRIGHT. THE INFORMATION IDEAS AND CONCEPTS CONTAINED IN THIS DOCUMENT ARE CONFIDENTIAL. THE RECIPIENT(S) OF THIS DOCUMENT IS/ARE PROHIBITED FROM DISCLOSING SUCH INFORMATION, IDEAS AND CONCEPTS TO ANY PERSON WITHOUT THE PRIOR WRITTEN CONSENT OF MODULAR BUILDING SYSTEMS Pty. Ltd

<b>TITLE:</b> 2.4 x 3.0 MULTIPURPOSE BUILDING	
QUOTATION NUMBER: TEMPLATE	DRAWING NUMBER:
DATE: 05.05.2008	MS-BT-MP-2430-01
DRAWN BY: ARTH	SHEET: 1 OF 1 REV: A
CHECKED BY: ARTH	SCALE: 1:50 SHEET A3