




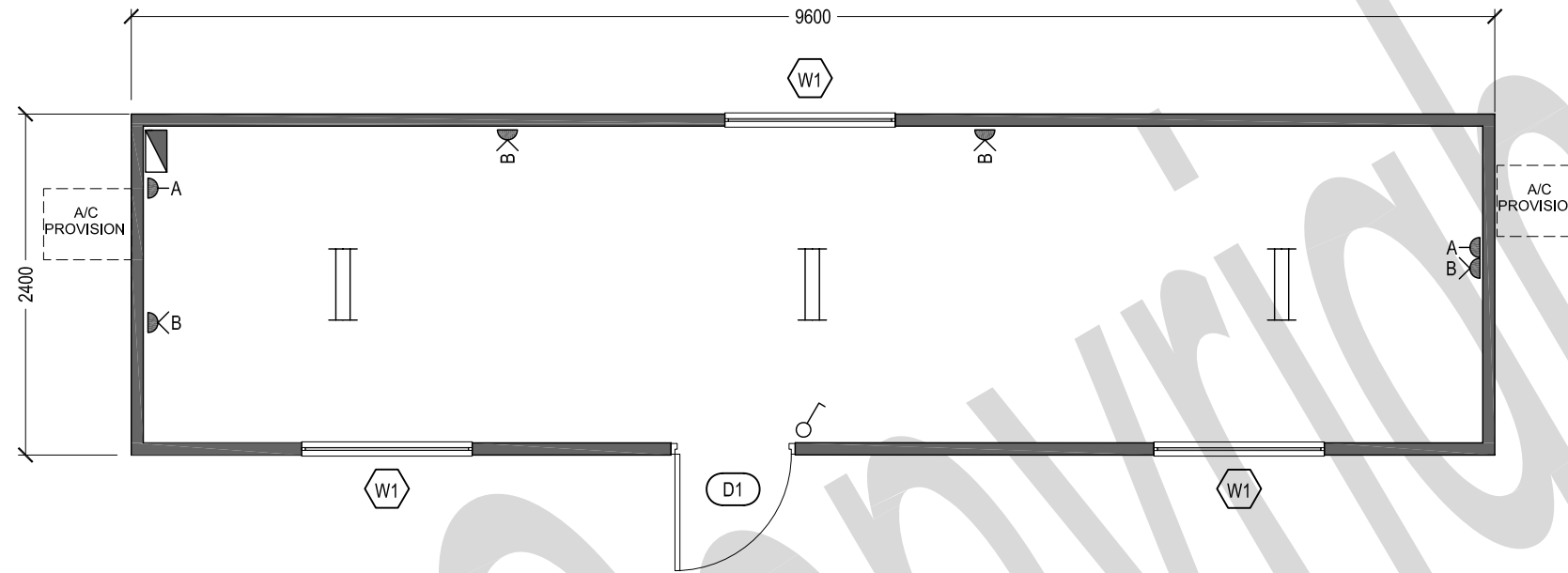


LEGEND

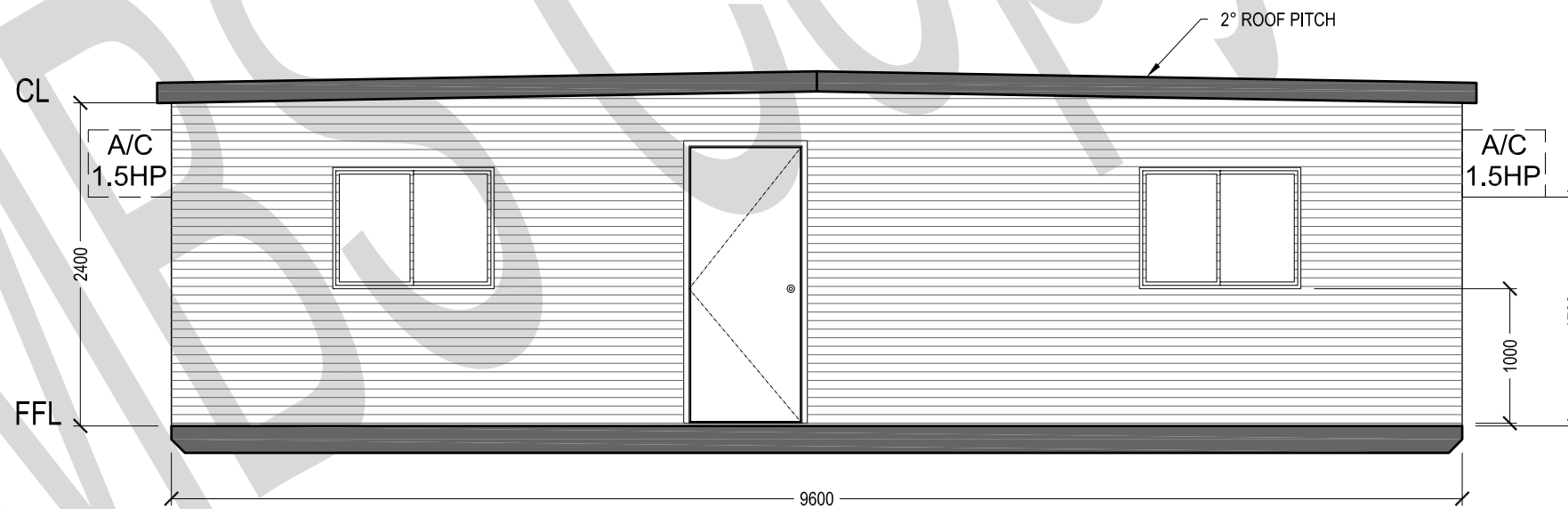
| MK | ITEM DESCRIPTION | QTY |
|---|-----------------------------|-----|
| D1 | 820 x 2040 EXTERNAL DOOR | 1 |
| W1 | 900h x 1180w WINDOW | 3 |
|  | FLUORESCENT LIGHT - DIFF | 3 |
|  | CIRCUIT BREAKER BOARD (POA) | 1 |
|  | LIGHT SWITCH | 1 |

GPO AND POWER

| MK | ITEM DESCRIPTION | QTY |
|---|-------------------------------|-----|
|  | SINGLE GPO - 10AMP - 1550 AFL | 2 |
|  | DOUBLE GPO - 10AMP - 300 AFL | 4 |



FLOOR PLAN
Scale: 1:50



ELEVATION
Scale: 1:50



146 GILBA ROAD
GIRRAWEEEN
2145
TEL: 9636 4445
FAX: 9636 4454

CLIENT APPROVAL

SIGNATURE: _____

NAME: _____

DATE: _____

| No. | DESCRIPTION | DATE |
|-----|-------------|------------|
| A | TEMPLATE | 01.10.2008 |
| | | |
| | | |
| | | |
| | | |

CLIENT:
MODULAR BUILDING SYSTEMS

© COPYRIGHT. THE INFORMATION IDEAS AND CONCEPTS CONTAINED IN THIS DOCUMENT ARE CONFIDENTIAL. THE RECIPIENT(S) OF THIS DOCUMENT IS/ARE PROHIBITED FROM DISCLOSING SUCH INFORMATION, IDEAS AND CONCEPTS TO ANY PERSON WITHOUT THE PRIOR WRITTEN CONSENT OF MODULAR BUILDING SYSTEMS Pty. Ltd
h:\design\mbs building catalogue\multipurpose buildings\ms-bt-mp-9624-01.dwg

| | |
|--|--|
| TITLE: 9.6 x 2.4 MULTIPURPOSE BUILDING | |
| QUOTATION NUMBER: TEMPLATE | DRAWING NUMBER: MS-BT-MP-9624-01 |
| DATE: 05.05.2008 | SHEET: 1 OF 1 REV: A |
| DRAWN BY: ARTH | SCALE: 1:50 SHEET A3 |
| CHECKED BY: ARTH | |