


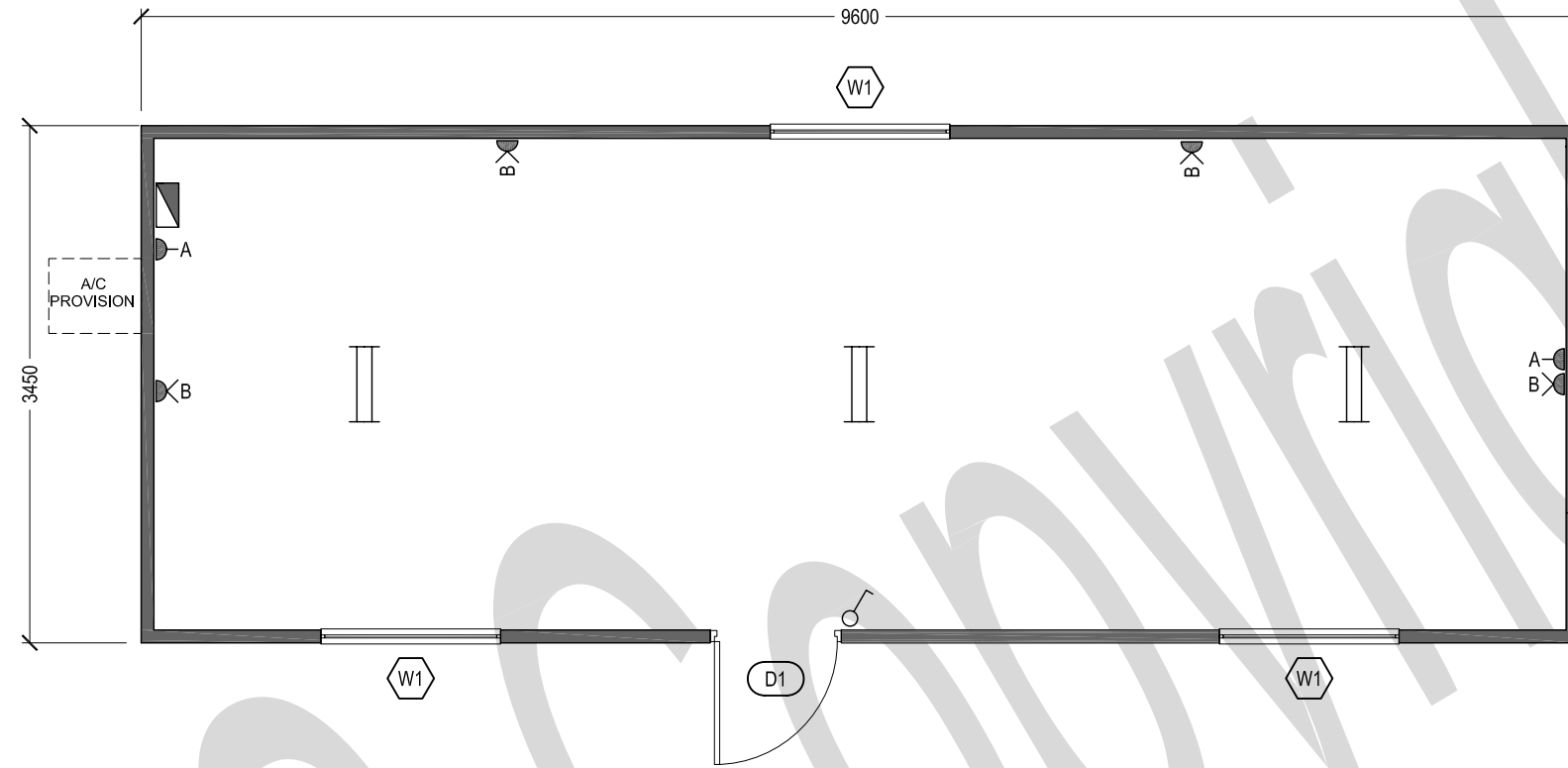


LEGEND

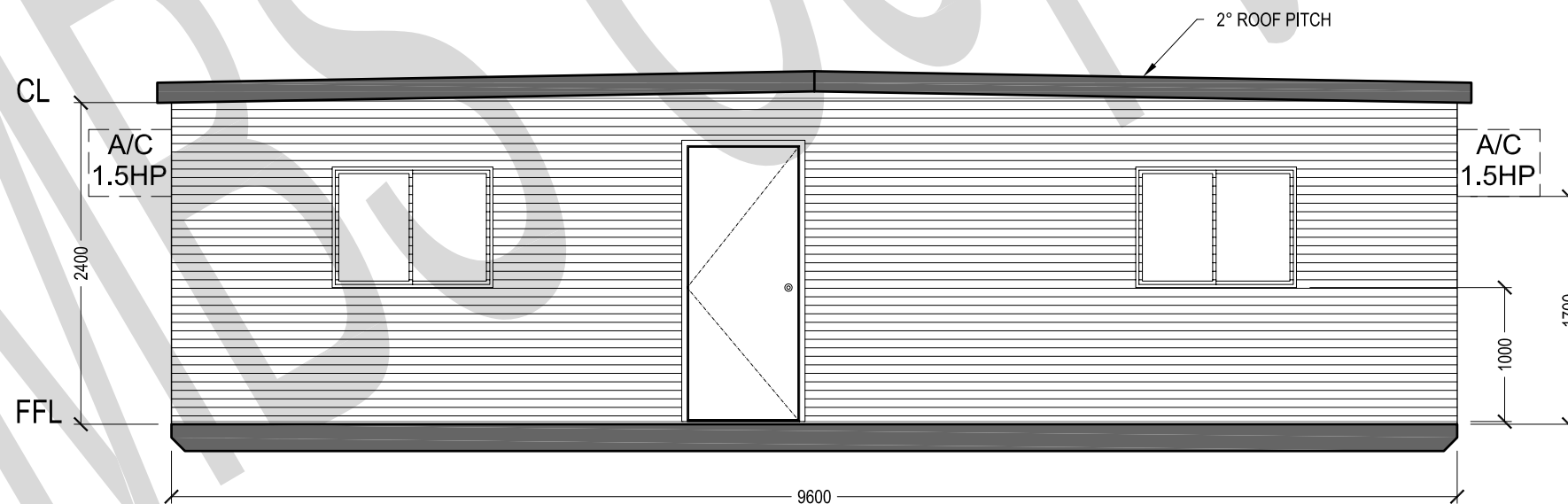
MK	ITEM DESCRIPTION	QTY
D1	820 x 2040 EXTERNAL DOOR	1
W1	900h x 1180w WINDOW	3
	FLUORESCENT LIGHT - DIFF	3
	CIRCUIT BREAKER BOARD (POA)	1
	LIGHT SWITCH	1

GPO AND POWER

MK	ITEM DESCRIPTION	QTY
A	SINGLE GPO - 10AMP - 1550 AFL	2
B	DOUBLE GPO - 10AMP - 300 AFL	4



FLOOR PLAN
Scale: 1:50



ELEVATION
Scale: 1:50



146 GILBA ROAD
GIRRAWEEEN
2145
TEL: 9636 4445
FAX: 9636 4454

CLIENT APPROVAL

SIGNATURE: _____
NAME: _____
DATE: _____

No.	DESCRIPTION	DATE
A	TEMPLATE	01.10.2008

CLIENT:
MODULAR BUILDING SYSTEMS

© COPYRIGHT. THE INFORMATION IDEAS AND CONCEPTS CONTAINED IN THIS DOCUMENT ARE CONFIDENTIAL. THE RECIPIENT(S) OF THIS DOCUMENT IS/ARE PROHIBITED FROM DISCLOSING SUCH INFORMATION, IDEAS AND CONCEPTS TO ANY PERSON WITHOUT THE PRIOR WRITTEN CONSENT OF MODULAR BUILDING SYSTEMS Pty. Ltd
h:\design\mbs building catalogue\multipurpose buildings\ms-bt-mp-96345-01.dwg

TITLE: 9.6 x 3.45 MULTIPURPOSE BUILDING	
QUOTATION NUMBER: TEMPLATE	DRAWING NUMBER:
DATE: 05.05.2008	MS-BT-MP-96345-01
DRAWN BY: ARTH	SHEET: 1 OF 1 REV: A
CHECKED BY: ARTH	SCALE: 1:50 SHEET A3