


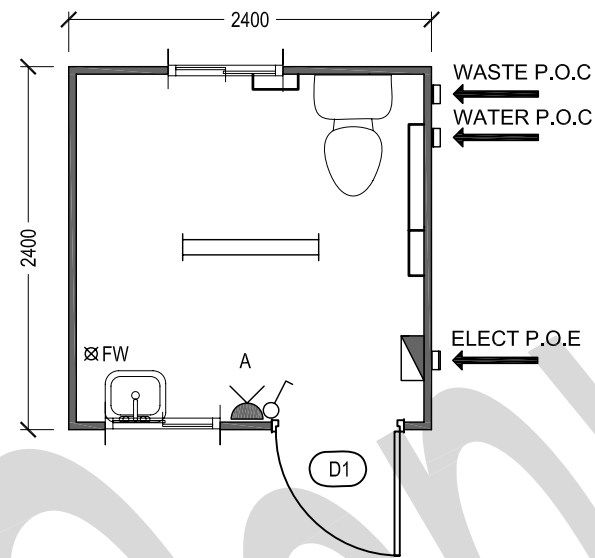


LEGEND

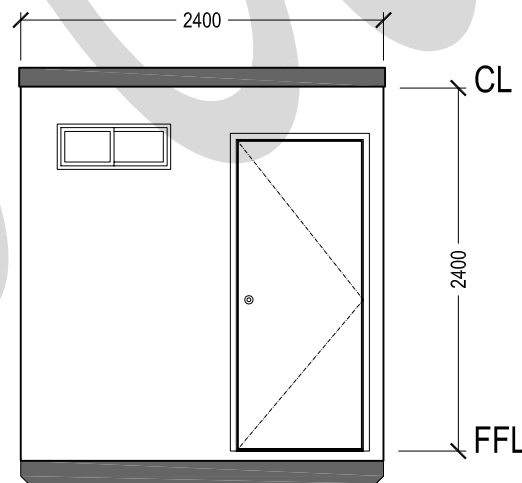
MK	ITEM DESCRIPTION	QTY
D1	820 x 2040 EXTERNAL DOOR	1
W1	350h x 750w WINDOW	2
	FLUORESCENT LIGHT - DIFF	1
	CIRCUIT BREAKER BOARD (POA)	1
	LIGHT SWITCH	1
⊗FW	FLOOR WASTE	1

GPO AND POWER

MK	ITEM DESCRIPTION	QTY
 A	DOUBLE GPO - 10AMP - 1250 AFL	1



FLOOR PLAN



FRONT ELEVATION



146 GILBA ROAD
GIRRAWEEEN
2145
TEL: 9636 4445
FAX: 9636 4454

CLIENT APPROVAL

SIGNATURE: _____

NAME: _____

DATE: _____

No.	DESCRIPTION	DATE
A	TEMPLATE	01.09.2008

CLIENT:
MODULAR BUILDING SYSTEMS

© COPYRIGHT. THE INFORMATION IDEAS AND CONCEPTS CONTAINED IN THIS DOCUMENT ARE CONFIDENTIAL. THE RECIPIENT(S) OF THIS DOCUMENT IS/ARE PROHIBITED FROM DISCLOSING SUCH INFORMATION, IDEAS AND CONCEPTS TO ANY PERSON WITHOUT THE PRIOR WRITTEN CONSENT OF MODULAR BUILDING SYSTEMS Pty. Ltd
h:\design\mbs building catalogue\amenities\toilet blocks\mp-bt-t-2424-01.dwg

TITLE: 2.4 x 2.4 DISABLED TOILET	
QUOTATION NUMBER: TEMPLATE	DRAWING NUMBER: MP-BT-T-2424-01
DATE: 22.08.08	SHEET: 1 OF 1 REV: A
DRAWN BY: B.G	SCALE: 1:50 SHEET A3
CHECKED BY: ARTH	